

**Perfect Trend Ventures Ltd100%**

**Dongren Singapore Pte Ltd100%**

**Bioton S.A. 31.65%**

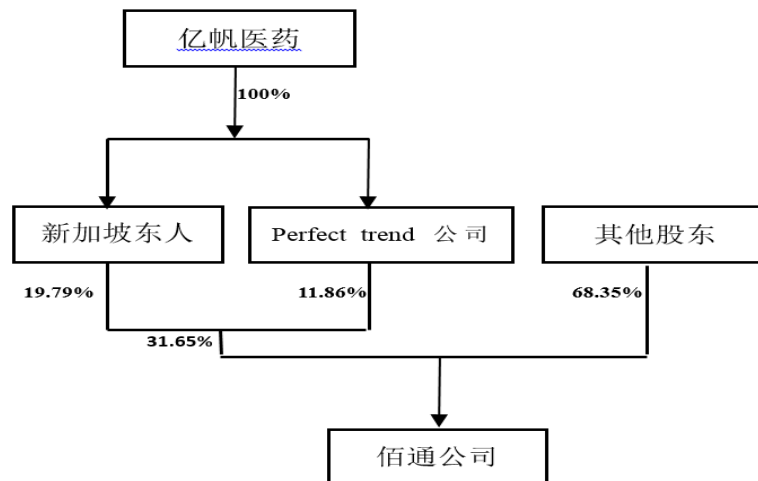
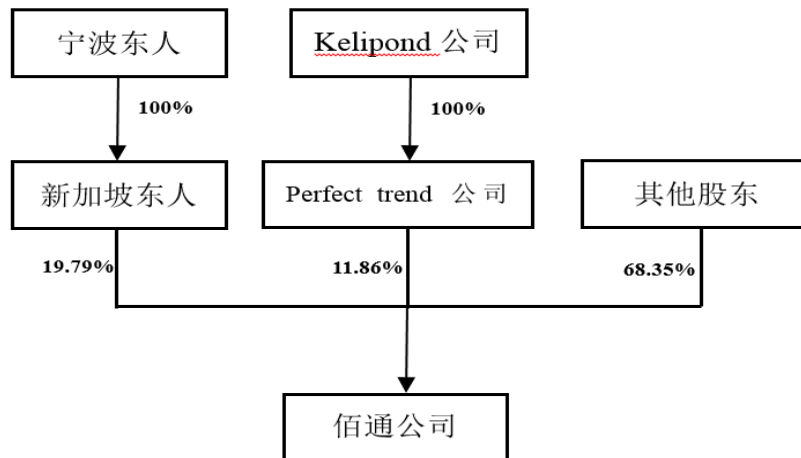
**1**

**2018**

**2**

**3**

Ventures Ltd		Perfect Trend	
	44,790.00		DONGREN
SINGAPORE PTE. LTD		100%	
26,840.00	Kelipond	Perfect Trend Ventures Ltd.	Perfect
Trend	100%		
		Bioton S.A.	
	19.79%	Perfect Trend	11.86%
		71,630.00	
100%	Perfect Trend	100%	31.65%



1

2018

2

3

Perfect Trend

Kelipond

71,630.00

2018

10.81%

1

( )

220-2-1

2004 7 13

DONGREN SINGAPORE PTE. LTD

10 COLLYER QUAY #10-01 OCEAN FINANCIAL CENTRE

SINGAPORE (049315)

2019 1 15

UEN 20190915K

100%

2019 1

19.79% 16,989,289.00

**Perfect Trend**

Perfect Trend Ventures Ltd.

Virgin Islands

2016 4 18

1911582

Kelipond Perfect Trend 100%

JiaWei Wang

Perfect Trend

11.86%

10,186,419.00

Perfect Trend

	2018 12 31	2019 3 31
	27,493.80	26,488.61
	3.42	3.63
	0	0
	27,490.38	26,484.98
	2018 1-12	2019 1-3
	-1.59	0
	-1.59	-0.33
	-0.31	-0.33
	-1.59	0

Perfect Trend

Kelipond

Perfect Trend

1

Bioton S.A.

Joint Stock Company

-516 Warsaw

1989 8

0000214072

85,864,200

2

1

1	DONGREN SINGAPORE PTE. LTD	16,989,289.00	19.79%
2	Perfect Trend Ventures Ltd.	10,186,419.00	11.86%
3	Troqueera Rnterprises Ltd.	8,480,570.00	9.88%
4	Basolma Holding Ltd.	6,151,852.00	7.16%
5	AIS Investments 2 Sp. Z o.o.	5,151,852.00	6.00%
6	UniApek S.A.	4,293,210.00	5.00%
7	5%	34,611,008.00	40.31%
8		85,864,200.00	100.00%

2

Perfect Trend

100%

31.65%

3

2018

2018

2018 12 31

2018

[2019] ZB11802

2018

2019

	2018 12 31	2019 3 31
	184,540.31	181,963.07
	54,306.99	52,408.25
	11,330.48	6,955.76
	130,233.32	129,554.82

	2018 1-12	2019 1-3
	44,063.07	5,411.82
	2,771.32	763.08
	4,766.50	4,758.93
	5,093.91	51.58

1

2018

2018 12 28

2019

2019 3 29

2

2018

15

2018

3

2019

4

2019

2018

2018

Perfect Trend

2018

12 31

2019 4

2018

2019 5

2019 8

2019 8 25



2018 12 31  
Ventures Ltd.


Perfect Trend  
2019 0792

**Perfect Trend**

15,047.78  
14,691.96  
2018 12 28  
1  
26,843.68

Perfect Trend  
1.87  
14,693.83  
353.95  
1.87  
2.35 %

15,045.91



%
-2.35
-2.35
-2.35
-
-

123,894.00	2018	12	28	
	1		1.8271	
				226,364.77
Perfect Trend				11.86%
				Perfect Trend
26,843.68				
	2019	1		
	19.79%			16,989,289.00
123,894.00				226,364.77
				44,797.59
123,894.00				43,983.51
				55.04%
	2018	12	28	
	1		1.8271	
226,364.77				
<b>4</b>				
				100%
				Perfect Trend
				100%
				31.65%
				226,364.77
				2018
55.04% Perfect Trend				100%
				26,843.68
100%				44,797.59
				71,641.27

100%

44,790

Perfect Trend

100%

26,840

71,630

1 2018 3

2 2018 4

SUMMITBIOTECK

Insulin

Aspart

Insulin Lispro

Insulin Glargine

GMP

CMO

CMO

2018 8

2019 7

DONGREN SINGAPORE PTE. LTD

<b>1</b>							
1	2019	8	25	2018	12	31	
			226,364.77				
	19.79%						
44,790.00				44,790.00			
<b>2</b>							
			15				
22,395							
		15				22,395	
<b>2</b>							

1

2

3

4

5

**3**

1

15

2

2

**4**

1

2

1

2

3

4

5

300,000

6

(i)

(ii)

(iii)

3

5

6

1

1

2

2

1

2

3

3

4

5

15

**Perfect Trend**

Kelipond Investment Limited

Perfect Trend Venture Limited

**1**

1

26,843.68

26,840

2

15

50%

13,420

15

50%

13,420

**2**

1

2

3

4

5

**3**

1

15

2

**4**

1

2

3

4

5

**5**



6

7

1

20%

0.001%

2

15

30

2

30

9

2008  
1 18 1  
EMA FDA GMP

IMS 2016 650  
56% 2018 2  
2018 4  
GMP  
CMO

2018 8 2019 7  
CMO

1

2

3

4

71,630.00

2018

10.81%

**1**

**2**

31.65%

**3**

31.65%

1

2 DONGREN SINGAPORE PTE. LTD.

Perfect Trend Ventures Ltd

3

4

Perfect Trend Ventures Ltd.

2019 9 3